



Estd. 1982



Sree Siddaganga College of Arts, Science and Commerce for Women

(Affiliated to Tumkur University)

Re-accredited with
Grade **B+**

B.H. Road, Tumkur-572102. Karnataka Ph: 0816-2272312 E-mail : sscasc.women@gmail.com Website : www.sscwtumkur.org

NETSIM COURSE (2025-2026)



**Sree Siddaganga College of Arts, Science and Commerce
for Women**
B.H. Road , Tumakuru
Re-Accredited by NAAC with "B+" Grade
AFFILIATED TO TUMKUR UNIVERSITY
APPROVED BY AICTE, NEW DELHI

**DEPARTMENT OF COMPUTER
SCIENCE**

***NETSIM CERTIFICATE
DISTRIBUTION CEREMONY***

Presided by **Dr. H M DakshinaMurthy**
Principal, SSCASCW, Tumkur

Presence **Prof Sheela K P**
IQAC Co-Ordinator, SSCASCW, Tumkur

DATE : 14.05.2026 ,Thursday
TIME : 11:30 A.M
VENUE : SEMINAR HALL

WELCOME YOU ALL

Staff members, Department of Computer Science

Mahesha S
HOD, Dept. of CS & BCA





Estd. 1982

Sree Siddaganga College of Arts, Science and Commerce for Women

(Affiliated to Tumkur University)

Re-accredited with Grade **B+**

B.H. Road, Tumkur-572102. Karnataka Ph: 0816-2272312 E-mail : sscasc.women@gmail.com Website : www.sscwtumkur.org



Estd. 1982

Sree Siddaganga College of Arts, Science and Commerce for Women

(Affiliated to Tumkur University)

Re-accredited with Grade **B+**

B.H. Road, Tumkur-572102. Karnataka Ph: 0816-2272312 E-mail : sscasc.women@gmail.com Website : www.sscwtumkur.org

Date: 13 May 2026

To,
The Principal
SSCASCW
TUMKUR

Subject: Requisition regarding **NETSIM Certificate Distribution Ceremony on 14 May 2026.**

Respected Sir/Madam,

This is to inform you that the **NETSIM Certificate Distribution Ceremony** Function is scheduled to be conducted on **14 May 2026**. Certificates will be distributed to the participating students on the occasion. Hence, we kindly request you to grant permission and provide the necessary support for the successful conduct of the function.

Thank you for your consideration.

Yours Faithfully,

MAHESHA S
MAHESHA. S
HOD of Computer Science
Sree Siddaganga College of Arts
Science and Commerce for Women
B.H. Road, Tumakuru-572102

PROF. SHEELA K P
IQAC CO-ORDINATOR
Co-ordinator
IQAC / NAAC
SSCASCW, Tumkur

DR. H M DAKSHINAMURTHY
PRINCIPAL
Sree Siddaganga College of Arts
Science and Commerce for Women
B.H. Road, Tumkur.



Estd. 1982



Sree Siddaganga College of Arts, Science and Commerce for Women

(Affiliated to Tumkur University)

Re-accredited with Grade **B+**

B.H. Road, Tumkur-572102. Karnataka Ph: 0816-2272312 E-mail : sscasc.women@gmail.com Website : www.sscwtumkur.org

NETSIM COURSE (2025-2026)


NETSIM is a computer based networking course and it is a skill oriented, value added course designed to make the higher education system more relevant with focus on quality and excellence.


Network programming is a key skill that enhances student's "employability". Apart from simulation, NetSim features a separate "Programming" menu to help students build skills in these basic mechanisms of computer networking. This course allows the students to analyze computer networks with skillful depth, power and flexibility.


The following programs are offers under this course.

1. Certificate course
2. Diploma course
3. Advanced diploma course

Currently we are conducting classes and practical for I year BSc (PMCs) and II year BCA students by offering certificate and Diploma Course. Each course is of one year duration. After the completion of each course both theory and practical exams will be conducted and certificates will be issued to the students. From 2015 onwards this course is made compulsory for all I year BSc (PMCs) and II year BCA students.


MAHESHA. S
HOD of Computer Science
Sree Siddaganga College of Arts
Science and Commerce for Women
B.H. Road, Tumakuru-572102.


IQAC-Coordinator
[Prof. Sheela K P]
Co-ordinator
IQAC / NAAC
SSCASCOW, Tumkur.


PRINCIPAL
Sree Siddaganga College of Arts,
Science and Commerce for Women,
B.H. Road, TUMKUR.



Estd. 1982



Sree Siddaganga College of Arts, Science and Commerce for Women

(Affiliated to Tumkur University)

Re-accredited with
Grade **B+**

B.H. Road, Tumkur-572102. Karnataka Ph: 0816-2272312 E-mail : sscasc.women@gmail.com Website : www.sscwtumkur.org

NETSIM CERTIFICATE COURSE

Syllabus-Theory

2hrs/week

Total Hrs:35

Unit 1 : Introduction to Networks

4hrs

Definition ,criteria's, advantages and disadvantages, network elements models, devices , switching and cabling , network components-Hub, switch, bridge, NIC, Modems .

Unit 2 : Media and Topologies

6hrs

Topology and access methods -bus , star , ring , mesh , their advantages and disadvantages, logical and physical topology

Transmission Types- broadcast and point-point
Communication types-half duplex , full duplex

Network services- Connection oriented and connection less oriented, comparison between them. Types of network- LAN, WAN, MAN

Unit 3 : Cable and media connectors

5hrs

Cable types-CAT3 ,CAT5, crimping , twisted pair (Shielded and un shielded),co-axial cable media connectors – RJ-11, RJ-45, USB, F-Type.

UNIT 4 : Protocols and standards

8hrs

Layered architecture, OSI and TCP/IP model, MAC addressing, IP addressing-IP ranges and their subnet masks, functions of protocols, standards.

UNIT5:LANProtocols 10hrs

Ethernet, token ring ,token bus, error and flow control.

UNIT 6: LAN devices

2hrs

Hub, switch, repeater, bridge, concentrator.



Estd. 1982



Sree Siddaganga College of Arts, Science and Commerce for Women

(Affiliated to Tumkur University)

Re-accredited with
Grade **B+**

B.H. Road, Tumkur-572102. Karnataka Ph: 0816-2272312 E-mail : sscasc.women@gmail.com Website : www.sscwtumkur.org

Syllabus-practical

Duration: 02 hrs

1 lab/week

1. Introduction to networking hardware
2. To crimp and test straight cable
3. Demonstration of straight cable
4. To crimp and test cross over cable
5. Demonstration of cross over cable
6. Introduction and protocols to fix a NIC(network interface card)
7. Configuring the IP address
8. Demonstration
9. Setup domain/workgroup
10. LAN setup

Introduction to networking hardware:

Lab1

Objective: To identify different components used in networks.

Procedure: Different components available in a network are as follows:

1. **NIC (Network Interface Card):** it serves as an interface between computer and the network cable for sending and receiving data.
2. **RJ45 port:** this is a connector on your computer or a networking device that is used to connect the network cable.
3. **RJ11 connector:** it is a standard modular telephone connector and used for connecting four wires.
4. **RJ45 connector:** it is a standard network cable connector and used for connecting eight wires.
5. **Hub:** it is a central connection point for network cables that connect to computers or devices on a network. Here signal is broadcasted across the network, hence working is delayed.
6. **Switch:** a network switch is a small hardware device that joins multiple computers together within one Local Area Network(LAN). When two devices communicate through a switch, it sends signal directly from one port to other port, instead of transmitting to all ports, like on a hub.



Estd. 1982



Sree Siddaganga College of Arts, Science and Commerce for Women

(Affiliated to Tumkur University)

Re-accredited with
Grade **B+**

B.H. Road, Tumkur-572102. Karnataka Ph: 0816-2272312 E-mail : sscasc.women@gmail.com Website : www.sscwtumkur.org

Different tools:

1. **Modular crimping tool:** it is used to fix the wires into the RJ45 connector.
2. **Sleeve remover(CAT5cable):**it is used to remove protective cover or outer layer of a network cable.
3. **RJ45cable:**these cables are used to connect RJ45 connector.
4. **Network cable tester:** It is used to test the crimped RJ45 cables.

Lab2

This is used to connect two network device for communication. There are two types of cable crimping. Each cable contain its own color code.

1. Straight cable
2. Cross cable

Straight cable: this cable is used to connect two different devices such as system-hub or system-switch or vice versa.

Cross over cable: this cable is used to connect two similar devices such as system-system or hub-hub or switch-switch.

1. To crimp and test straight cable:

Objective: to crimp, test and connect PCs with a straight cable.

Apparatus: RJ45cables(straight cables), crimping tool, network cable tester and sleeve remover.

Procedure:

- **Cutting:** this process involves great concentration. One should make sure that the sleeve of the network should be peeled off. Care should be taken for not damaging the wires inside. The length of the cable that should be peeled off should match the length of RJ45 jack.
- **Crimping:** using the crimping tool, both ends of the RJ45 cable needs to be crimped. Make sure that the cables are fixed inside the jack perfectly and then crimped. At the time of crimping one should be conscious of IEEE standard color code format.



Estd. 1982



Sree Siddaganga College of Arts, Science and Commerce for Women

(Affiliated to Tumkur University)

Re-accredited with
Grade **B+**

B.H. Road, Tumkur-572102. Karnataka Ph: 0816-2272312 E-mail : sscasc.women@gmail.com Website : www.sscwtumkur.org

Color code:

Left	Right
Orange white	Orange white
Orange	Orange
Green white	Green white
Blue	Blue
Blue white	Blue white
Green	Green
Brown white	Brown white
Brown	Brown

- **Testing:** the crimped RJ45 cables have to be checked using the testing tool. Insert both the ends into the port available in the tester and turn on the power button. To ensure that the straight cable is properly crimped the LEDs on the tester should glow. The pattern in which the LEDs need to glow is, when LED1 of one end of the cable glows, LED1 of the other end should glow at the same time. Similarly LED2, LED3, LED4, LED5, LED6, LED7, LED8 of both the ends should glow simultaneously. This indicates that the cables are perfect for use.

Lab3

To crimp and test cross over cable:

Objective: to crimp, test and connect PCs with a cross cable.

Apparatus: RJ45 cables (cross cables), crimping tool, network cable tester and sleeve remover.

Procedure:

- **Cutting:** this process involves great concentration. One should make sure that the sleeve of the network should be peeled off. Care should be taken for not damaging the wires inside. The length of the cable that should be peeled off should match the length of RJ45 jack.
- **Crimping:** using the crimping tool, both ends of the RJ45 cable needs to be crimped. Make sure that the cables are fixed inside the jack perfectly and then crimped. At the time of crimping one should be conscious of IEEE standard color code format.



Estd. 1982



Sree Siddaganga College of Arts, Science and Commerce for Women

(Affiliated to Tumkur University)

Re-accredited with
Grade **B+**

B.H. Road, Tumkur-572102. Karnataka Ph: 0816-2272312 E-mail : sscasc.women@gmail.com Website : www.sscwtumkur.org

Color code:

Color code		LED's	
Left	Right	Left	Right
Orange white	Green white	1	3
Orange	Green	2	6
Green white	Orange white	3	1
Blue	Blue	4	4
Blue white	Blue white	5	5
Green	Orange	6	2
Brown white	Brown white	7	7
Brown	brown	8	8

- Testing:** the crimped RJ45 cables have to be checked using the testing tool. Insert both the ends into the port available in the tester and turn on the power button. To ensure that the cross cable is properly crimped the LEDs on the tester should glow. The pattern in which the LEDs need to glow is, LED1 -> LED3, LED2 -> LED6, LED3 -> LED1, LED4 -> LED4, LED5 -> LED5, LED6-> LED2, LED -> LED7,LED8->LED8ofleftandrightrespectively.
- Result:** the given cross cables are crimped, tested and connected successfully.

Lab4

Introduction and procedure to fix a NIC(network Interface Card)

Objective: to understand what is NIC and how to install the hardware onto a system.

Procedure: NIC is also called as network card or network adopter. It is a piece of computer hardware designed to allow the computers to communicate over a computer network. It allows the users to connect to each other either through wired or wireless network.

A network card typically has a twisted pair port where a network cable is connected and few LEDs to inform the user of whether the network is active.

How to fix a NIC onto a system?

Before installing the NIC, unplug the system to avoid an electrical shock hazard. A NIC is easy to install. The only consideration for installation are that you have an available slot and



Estd. 1982



Sree Siddaganga College of Arts, Science and Commerce for Women

(Affiliated to Tumkur University)

Re-accredited with
Grade **B+**

B.H. Road, Tumkur-572102, Karnataka Ph: 0816-2272312 E-mail : sscasc.women@gmail.com Website : www.sscwtumkur.org

that the NIC is designed for the slot type you have. Most systems use a PCI(peripheral Component Interface) slot for a NIC.

1. Power of the system
2. Remove the cover of the cabinet of the CPU
3. Remove the cover plate adjacent to the slot for your NIC to be fixed.
4. Align the NIC over the slot with the jack facing the outside of the system
5. Set the NIC into the slot and press down firmly
6. Secure the NIC mounting bracket to the case with a screw
7. Replace the cover
8. Plug-in the system

This completes the hardware installation.

Note: if the NIC device is not detected by your operating system then install the corresponding software otherwise no need of installation.

Lab5

Configuring the IP address: To install and configure the TCP/IP network protocol on windows 2000, windows XP and windows server 2003.

1. Click **start->settings->control panel**
2. In control panel double click network connections.
3. Double click Local Area Connection(LAN)icon and click properties.
4. Select internet protocol(TCP/IP)and click properties.
5. Select using the following IP address. Check with your network administrator to determine the correct setting for this tab. If your PC does not automatically obtain IP and DNS address, do the following,
 - Enter IP address of your PC(ex:192.168.1.3)
 - The subnet mask is automatically taken(ex: 255.255.255.0)
 - Enter the correct “default gateway/preferred DNS server/alternate DNS server(i.e, these are dependent on the type of internet connection)”.
6. Click OK on all LAN properties window.

Setup domain or work group:

Objective: to add system on to a domain/workgroup

Procedure:

1. **Domain:** This is a specific name given to a LAN that includes one or more domain



Estd. 1982



Sree Siddaganga College of Arts, Science and Commerce for Women

(Affiliated to Tumkur University)



B.H. Road, Tumkur-572102. Karnataka Ph: 0816-2272312 E-mail : sscasc.women@gmail.com Website : www.sscwtumkur.org

controllers.

- The advantage is that you have a dedicated server to log or track all users and shares the required file or folders.
 - The disadvantage is that cost and maintenance required to keep this configuration or settings.
 - All the systems in a domain can be forced to follow a set of rules.
2. **Work group:** this has no dedicated server to track users, its all done through each client machine on the LAN. Work group includes shared objects and user logons.

Steps:

- Go the **start ->right click on my computer and select properties.**
 - Select the tab computer name in the system property window.
 - Click on change button.
3. Under the member of click on either domain or workgroup and then click on OK button.
4. A welcome window appears which specifies the workgroup name click on OK button.
5. Restart the system. View work groups:
- Ping each system from both the workgroups.
 - Also access files and folders from system of the same work group.
 - Network places: this is where we can find all the systems which are sharing files or folders across the network.
 - Go to start ->My network places to view all the systems in the network.
 - Click on “**view work group computers**” to view all the systems in work group same as your



Estd. 1982



Sree Siddaganga College of Arts, Science and Commerce for Women

(Affiliated to Tumkur University)

Re-accredited with
Grade **B+**

B.H. Road, Tumkur-572102. Karnataka Ph: 0816-2272312 E-mail : sscasc.women@gmail.com Website : www.sscwtumkur.org

LEVEL: CERTIFICATE LEVEL

CLASS : II BCA

TIME: 9:30 AM to 11:30 AM

DAY	BATCHES
MONDAY	BATCH-01
TUESDAY	BATCH-02
WEDNESDAY	BATCH-03
THURSDAY	BATCH-04

BATCH - 01		
SL.NO	UUCMS-NO	NAME
1	U11SW24S0001	Akshaya M
2	U11SW24S0002	Anitha K R
3	U11SW24S0003	Anushree G N
4	U11SW24S0004	Beebi Hajira
5	U11SW24S0005	Bhavya T K
6	U11SW24S0006	BHOOMIKA G N
7	U11SW24S0007	Bhoomika K B
8	U11SW24S0008	Bhoomika V P
9	U11SW24S0009	BHOOMIKA Y R
10	U11SW24S0010	Bhumika S
11	U11SW24S0011	Bindu
12	U11SW24S0012	Bindu J
13	U11SW24S0013	Bindushree B R
14	U11SW24S0014	M V Chaithra
15	U11SW24S0015	Chaithra N
16	U11SW24S0016	Chamanrani M R
17	U11SW24S0017	Chethana
18	U11SW24S0018	Chethana N B
19	U11SW24S0019	Dhumbi S
20	U11SW24S0022	Geethanjali L
21	U11SW24S0023	Hajeera Banu



Estd. 1982



Sree Siddaganga College of Arts, Science and Commerce for Women

(Affiliated to Tumkur University)

Re-accredited with
Grade **B+**

B.H. Road, Tumkur-572102. Karnataka Ph: 0816-2272312 E-mail : sscasc.women@gmail.com Website : www.sscwtumkur.org

Batch - 02		
1	U11SW24S0023	Hajeera Banu
2	U11SW24S0024	Harismitha T D
3	U11SW24S0025	Harshitha
4	U11SW24S0026	Harshitha S
5	U11SW24S0027	Harshitha.S.
6	U11SW24S0028	Harshitha U
7	U11SW24S0029	Hemalatha L
8	U11SW24S0030	Iqra Anjum
9	U11SW24S0031	Jeevitha A L
10	U11SW24S0032	Kaveri Bai
11	U11SW24S0033	Kavya H.G
12	U11SW24S0034	Komala S
13	U11SW24S0035	Kusuma M A
14	U11SW24S0036	Kusuma Rao H
15	U11SW24S0037	Lathashree S
16	U11SW24S0038	Likhitha
17	U11SW24S0039	Madiha Anjum
18	U11SW24S0040	Manasa
19	U11SW24S0041	MANASA K O
20	U11SW24S0042	Meghana T R
21	U11SW24S0043	M S Modala

Batch - 03		
1	U11SW24S0044	Monika S N
2	U11SW24S0045	T P Monika Varma
3	U11SW24S0046	M M Nagashree
4	U11SW24S0047	T H Namratha
5	U11SW24S0048	Navya M R
6	U11SW24S0049	Nikhitha N
7	U11SW24S0050	Nunitha K C
8	U11SW24S0051	P Ankitha
9	U11SW24S0052	Pavithra K
10	U11SW24S0053	Pooja
11	U11SW24S0054	Pooja S
12	U11SW24S0055	Pooja S M
13	U11SW24S0056	Poorvika
14	U11SW24S0057	Preeti
15	U11SW24S0058	Priyanka K S
16	U11SW24S0059	Rakshitha M
17	U11SW24S0060	Rakshitha S K
18	U11SW24S0061	Ranjitha
19	U11SW24S0062	Ranjitha N B
20	U11SW24S0063	S Kamala
21	U11SW24S0064	Sahana



Estd. 1982




Sree Siddaganga College of Arts, Science and Commerce for Women


(Affiliated to Tumkur University)


Re-accredited with Grade **B+**

B.H. Road, Tumkur-572102. Karnataka Ph: 0816-2272312 E-mail : sscasc.women@gmail.com Website : www.sscwtumkur.org

Batch - 04		
1	U11SW24S0065	Sakshi K N
2	U11SW24S0066	Sanjana B R
3	U11SW24S0067	Sanjana K R
4	U11SW24S0068	Sanjana T G
5	U11SW24S0069	Shreya K
6	U11SW24S0070	Sneha S
7	U11SW24S0071	Sushma H N
8	U11SW24S0074	Tasmiya Sulthana
9	U11SW24S0075	Tejaswini S V
10	U11SW24S0076	Uma S M
11	U11SW24S0077	Varada
12	U11SW24S0079	VINUTHA T J
13	U11SW24S0080	Yaasmin


MĀHESHA. S
HOD of Computer Science
Sree Siddaganga College of Arts
Science and Commerce for Women
B.H. Road, Tumakuru-572102.


IQAC-Coordinator
[Prof. Sheela K P]
Co-ordinator
IQAC / NAAC
SSCASCW, Tumkur.


PRINCIPAL
Sree Siddaganga College of Arts,
Science and Commerce for Women,
B.H. Road, TUMKUR.



Estd. 1982



Sree Siddaganga College of Arts, Science and Commerce for Women

(Affiliated to Tumkur University)

Re-accredited with Grade **B+**

B.H. Road, Tumkur-572102. Karnataka Ph: 0816-2272312 E-mail : sscasc.women@gmail.com Website : www.sscwtumkur.org

LEVEL: CERTIFICATE LEVEL


CLASS : I BSc (PMC's)


TIME: 9:30 AM to 11:30 AM


DAY	BATCHES
FRIDAY	BATCH-01
SATURDAY	BATCH-02

BATCH - 01		
1	U11SW25S0083	Ashwini G
2	U11SW25S0084	Bhavya
3	U11SW25S0085	Bhoomika
4	U11SW25S0086	Chinmayi
5	U11SW25S0087	Deena Bai G
6	U11SW25S0088	Gangothri K
7	U11SW25S0089	Geetha B R
8	U11SW25S0090	Inchara
9	U11SW25S0091	Kavana K R
10	U11SW25S0093	Keerthana S
11	U11SW25S0094	Leelavathi L
12	U11SW25S0095	Likhitha P
13	U11SW25S0096	M N Raksha
14	U11SW25S0097	Mahalakshmi
16	U11SW25S0099	Pooja P
17	U11SW25S0100	Priya
18	U11SW25S0101	Rachana C S

BATCH - 02		
1	U11SW25S0103	RAKSHITHA K R
2	U11SW25S0104	Ramya S
3	U11SW25S0105	Sandya R
4	U11SW25S0106	Sanjana S P
5	U11SW25S0108	Shree Lakshmi.S V
6	U11SW25S0109	Swathi S L
7	U11SW25S0110	Tabassum Begum
8	U11SW25S0111	Tejaswini T S
9	U11SW25S0112	Varshitha H R
10	U11SW25S0113	Yamuna J
11	U11SW25S0232	Amulya


MAHESHA. S
 HOD of Computer Science
 Sree Siddaganga College of Arts
 Science and Commerce for Women
 B.H. Road, Tumkur-572102.


IQAC-Coordinator
 [Prof. Sheela K P]
 Co-ordinator
 IQAC / NAAC
 SSCAGCW, Tumkur.


PRINCIPAL
 Sree Siddaganga College of Arts,
 Science and Commerce for Women,
 B.H. Road, TUMKUR.



Estd. 1982



Sree Siddaganga College of Arts, Science and Commerce for Women

(Affiliated to Tumkur University)

Re-accredited with Grade **B+**

B.H. Road, Tumkur-572102, Karnataka Ph: 0816-2272312 E-mail : sscasc.women@gmail.com Website : www.sscwtumkur.org

ATTENDANCE REGISTER

Name of the Institution SSCASCW, Tumkur

Admn. No.	Sl. No.	NAMES	1	2	3	4	5	6	7	8	9	10	11	12
	01.	Hajera Banu	1	2	3	4	5	6	7	8	9	10	11	12
	02.	Hanishtha T.D	1	2	3	4	5	6	7	8	9	10	11	12
	03.	Hanishtha	1	2	3	4	5	6	7	8	9	10	11	12
	04.	Hanishtha .S	1	2	3	4	5	6	7	8	9	10	11	12
	05.	Hanishtha .U	1	2	3	4	5	6	7	8	9	10	11	12
	06.	Hanishtha .S	1	2	3	4	5	6	7	8	9	10	11	12
	07.	Hemalatha .L	1	2	3	4	5	6	7	8	9	10	11	12
	08.	Iqra Anjum	1	2	3	4	5	6	7	8	9	10	11	12
	09.	Jeevitha .A.L	A	A	1	2	3	4	5	6	7	8	9	10
	10.	Kaveri Bai	1	2	3	4	5	6	7	8	9	10	11	12
	11.	Kanya H.G	1	2	3	4	5	6	7	8	9	10	11	12
	12.	Komala .S	1	2	3	4	5	6	7	8	9	10	11	12
	13.	Kusuma .M.A	1	2	3	4	5	6	7	8	9	10	11	12
	14.	Kusuma .Ro.H	1	2	3	4	5	6	7	8	9	10	11	12
	15.	Lakshmi .S	1	2	3	4	5	6	7	8	9	10	11	12
	16.	Lekha	1	2	3	4	5	6	7	8	9	10	11	12
	17.	Madha Anjum	1	2	3	4	5	6	7	8	9	10	11	12
	18.	Manasa	1	2	3	4	5	6	7	8	9	10	11	12
	19.	Manasa .K.O	1	2	3	4	5	6	7	8	9	10	11	12
	20.	Mithana .T.R	1	2	3	4	5	6	7	8	9	10	11	12
	21.	Modala .M.S	1	2	3	4	5	6	7	8	9	10	11	12

1) No. at the beginning of the Month
 2) Admission during the month
 3) No. Left during month
 4) No. at the end of the month
 5) No. of working days

No. Present:
 Initials:

For the month of Tuesday

Class IT.RCA, III.Sem Section Batch-2

	13	14	15	16	17	18	19	20	21	22	23	24	25	26	27	28	29	30	31	No. of Days Present	Remarks
13	14	15																			
22	13	14																			
23	13	14																			
13	14	15																			
13	14	15																			
12	13	14																			
13	14	15																			
13	14	15																			
11	12	13																			
12	13	14																			
13	14	15																			
13	14	15																			
12	13	14																			
13	14	15																			
13	14	15																			
12	13	14																			
12	13	14																			
13	14	15																			
13	14	15																			

[Signature]
 PRINCIPAL
 Sree Siddaganga College of Arts
 Science and Commerce for Women
 B.H. Road, Tumkur.

Signature of the Class Teacher: _____
 Signature of the Head of the Institution: _____



Est'd. 1982

Sree Siddaganga College of Arts, Science and Commerce for Women

(Affiliated to Tumkur University)

Re-accredited with Grade **B+**

B.H. Road, Tumkur-572102, Karnataka Ph: 0816-2272312 E-mail : sscasc.women@gmail.com Website : www.sscwtumkur.org

ATTENDANCE REGISTER

Name of the Institution: SSCASCW Tumkur

Admn. No.	Sl. No.	NAMES	1	2	3	4	5	6	7	8	9	10	11	12
	1.	Monika. S.N	1	2	3	4	5	6	7	8	9	10	11	12
	2.	Monika Varma.T.P	1	2	3	4	5	6	7	8	9	10	11	12
	3.	Nagashree. M.M	A	1	2	A	3	4	5	6	7	8	9	10
	4.	Namratha. T.H	1	2	3	4	5	6	7	8	9	10	11	12
	5.	Navya. M.R	A	A	A	A	A	A	A	A	A	A	A	A
	6.	Nikhitha. N	1	2	3	4	5	6	7	8	9	10	11	12
	7.	Nunitha. K.C	1	2	3	A	4	5	6	7	8	9	10	11
	8.	P. Ankhitha	1	2	3	4	5	6	7	8	9	10	11	12
	9.	Pavithra. k	1	2	3	4	5	6	7	8	9	10	11	12
	10.	Pooja	1	2	3	4	5	6	7	8	9	10	11	12
	11.	Pooja.S	1	2	3	4	5	6	7	8	9	10	11	12
	12.	Pooja. S.M	1	2	3	4	5	6	7	8	9	10	11	12
	13.	Poorvika	1	2	3	4	5	6	7	8	9	10	11	12
	14.	Preethi	1	2	3	4	5	6	7	8	9	10	11	12
	15.	Priyanka. k.s	A	1	2	A	3	4	5	6	7	8	9	10
	16.	Rakshitha. M	1	2	3	4	5	6	7	8	9	10	11	12
	17.	Rakshitha. S.K	1	2	3	4	5	6	7	8	9	10	11	12
	18.	Ranjitha	1	A	2	3	4	5	6	7	8	9	10	11
	19.	Ranjitha. N.B	1	2	3	4	5	6	7	8	9	10	11	12
	20.	S. kamala	1	2	3	4	5	6	7	8	9	10	11	12
	21.	Sahana	1	A	2	3	4	5	6	7	8	9	10	11

NETSIN Course 2025-2026

For the month of Wednesday

Class II BCA III Sem Section Batch - 3

	13	14	15	16	17	18	19	20	21	22	23	24	25	26	27	28	29	30	31	No. of Days Present	Remarks
13	14	15																			
14	15																				
15	16	13																			
16	17	15																			
17	18	A	A	P																	
18	19	15																			
19	20	14																			
20	21	15																			
21	22	15																			
22	23	15																			
23	24	15																			
24	25	15																			
25	26	15																			
26	27	15																			
27	28	15																			
28	29	15																			
29	30	15																			
30	31	15																			

PRINCIPAL
 Sree Siddaganga College of Arts
 Science and Commerce for Women
 B.H. Road, Tumkur.

o. at the beginning of the Month No. Present

s. Left during month

e. at the end of the month

o. of working days Initials



Estd. 1982

Sree Siddaganga College of Arts, Science and Commerce for Women

(Affiliated to Tumkur University)

Re-accredited with Grade **B+**

B.H. Road, Tumkur-572102, Karnataka Ph: 0816-2272312 E-mail : sscasc.women@gmail.com Website : www.sscwtumkur.org

ATTENDANCE REGISTER

Name of the Institution SSCASCW Tumkur

Admn. No.	Sl. No.	NAMES	1	2	3	4	5	6	7	8	9	10	11	12
	01.	Rakshitha C.	1	2	3	4	5	6	7	8	9	10	11	12
	02.	Rakshitha H.R.	1	2	3	4	5	6	7	8	9	10	11	12
	03.	Ranya S.	1	2	3	4	5	6	7	8	9	10	11	12
	04.	Sandya R.	1	2	3	4	5	6	7	8	9	10	11	12
	05.	Sanjana S.P.	1	2	3	4	5	6	7	8	9	10	11	12
	06.	Shreebhini S.V.	1	2	3	4	5	6	7	8	9	10	11	12
	07.	Gunthi S.L.	1	2	3	4	5	6	7	8	9	10	11	12
	08.	Tabassum Begum	1	2	3	4	5	6	7	8	9	10	11	12
	09.	Tejaswini T.S.	1	2	3	4	5	6	7	8	9	10	11	12
	10.	Vaishithi H.R.	1	2	3	4	5	6	7	8	9	10	11	12
	11.	Yamuna J.	1	2	3	4	5	6	7	8	9	10	11	12

1) No. at the beginning of the Month
 2) Admission during the month
 3) No. Left during month
 4) No. at the end of the month
 5) No. of working days

NETSIN COURSE 2025-2026

For the month of February

Class: B.A. I Sem (PHU) Section: Batch-02

13	14	15	16	17	18	19	20	21	22	23	24	25	26	27	28	29	30	31	No. of Days Present	Remarks
13	14	15																		
16	17	18																		
19	20	21																		
22	23	24																		
25	26	27																		
28	29	30																		
31																				

PRINCIPAL
 Sree Siddaganga College of Arts
 Science and Commerce for Women
 B.H. Road, Tumkur.

Signature of the Class Teacher

Signature of the Head of the Institution



Estd. 1982



Sree Siddaganga College of Arts, Science and Commerce for Women

(Affiliated to Tumkur University)

Re-accredited with Grade **B+**

B.H. Road, Tumkur-572102, Karnataka Ph: 0816-2272312 E-mail : sscasc.women@gmail.com Website : www.sscwtumkur.org

PHOTO GALLERY



CERTIFICATE DISTRIBUTION FOR NETSIM COURSE PARTICIPANTS



Estd. 1982

Sree Siddaganga College of Arts, Science and Commerce for Women

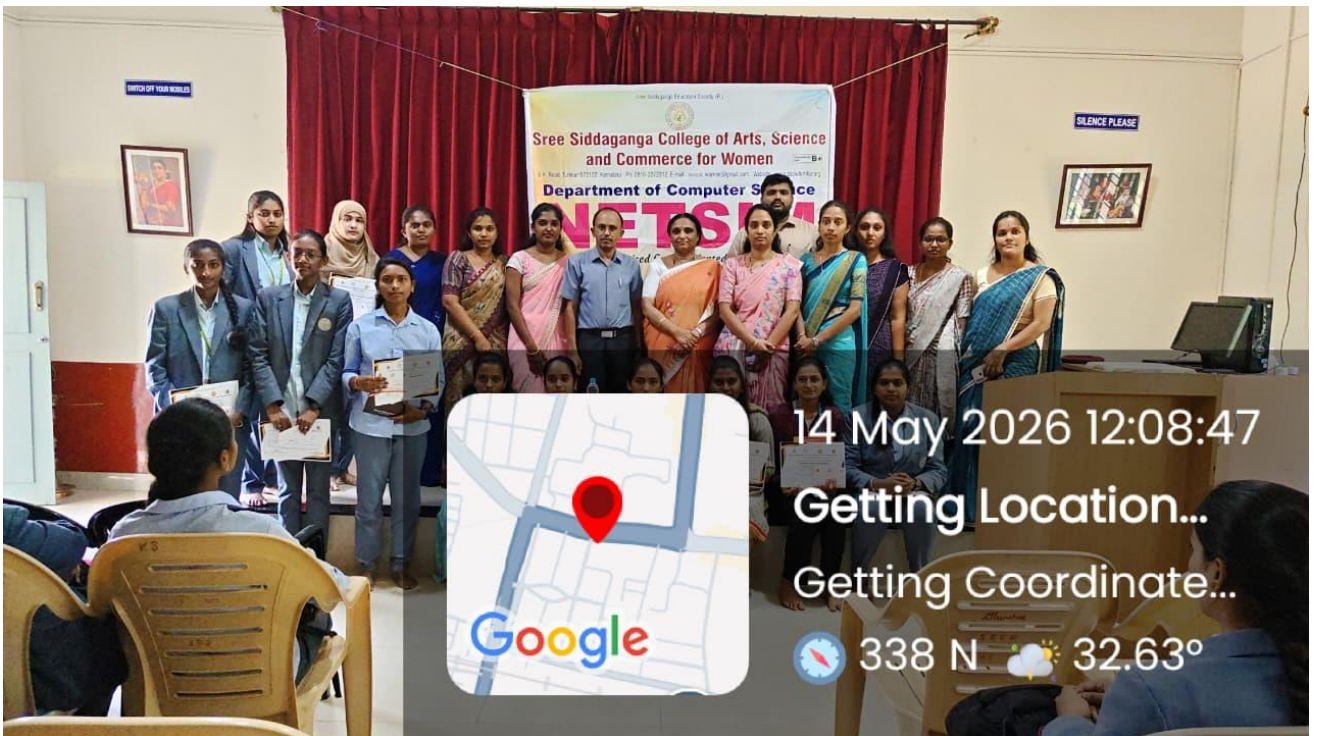
(Affiliated to Tumkur University)

Re-accredited with Grade **B+**

B.H. Road, Tumkur-572102, Karnataka Ph: 0816-2272312 E-mail : sscasc.women@gmail.com Website : www.sscwtumkur.org



STUDENTS WITH NETSIM COURSE PARTICIPANTS





Estd. 1982

Sree Siddaganga College of Arts, Science and Commerce for Women

(Affiliated to Tumkur University)

Re-accredited with Grade **B+**

B.H. Road, Tumkur-572102, Karnataka Ph: 0816-2272312 E-mail : sscasc.women@gmail.com Website : www.sscwtumkur.org





Estd. 1982

Sree Siddaganga College of Arts, Science and Commerce for Women

(Affiliated to Tumkur University)

Re-accredited with Grade **B+**

B.H. Road, Tumkur-572102. Karnataka Ph: 0816-2272312 E-mail : sscasc.women@gmail.com Website : www.sscwtumkur.org

CERTIFICATES





Estd. 1982

Sree Siddaganga College of Arts, Science and Commerce for Women

(Affiliated to Tumkur University)

Re-accredited with Grade **B+**

B.H. Road, Tumkur-572102. Karnataka Ph: 0816-2272312 E-mail : sscasc.women@gmail.com Website : www.sscwtumkur.org



(Signature)
MAHESHA. S
 HOD of Computer Science
 Sree Siddaganga College of Arts
 Science and Commerce for Women
 B.H. Road, Tumakuru-572102.

(Signature)
IQAC-Coordinator
 [Prof. Sheela K P]
 Co-ordinator
 IQAC / NAAC
 SSCASCOW, Tumkur.

(Signature)
PRINCIPAL
 Sree Siddaganga College of Arts,
 Science and Commerce for Women,
 B.H. Road, TUMKUR.