



Sree Siddaganga Education Society (R.)

**Sree Siddaganga College of Arts Science and
Commerce for Women**

Sree Shivakumara Swamiji Road, Tumakuru - 572102

Re-Accredited by NAAC with "B+" Grade

INDUCTION PROGRAMME FOR FIRST SEMESTER STUDENTS

18-19

Date: 07 July 2018



Time: 9:30 AM - 12:30 PM



Venue: College Campus

HEARTLY WELCOME

Principal, Teaching and Non-Teaching Staff, Students





Sree Siddaganga Education Society (R.)

Estd. 1982

Sree Siddaganga College of Arts, Science and Commerce for Women

(Affiliated to Tumkur University)

Re-accredited with
Grade **B+**

B.H. Road, Tumkur-572102, Karnataka Ph: 0816-2272312 E-mail : sscasc.women@gmail.com Website : www.sscwtumkur.org

2018-2019

Induction Program Committee Members

IN ASSOCIATION WITH IQAC

Sl.No	Name	Department	Signature
1	H S Mallikarjunappa	Chemistry	
2	Sowmyashree S	Chemistry	
3	Prabuswamy	Bio-technology	
4	Harshashree N	Commerce	
5	Shashikala N	Commerce	
6	Vijayalatha R S	Zoology	

ORIENTATION PROGRAM FOR FRESHERS

BA/B.SC/B,COM/BBM 2018-2019

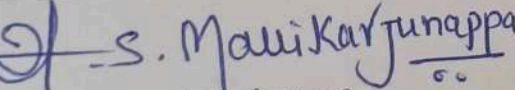
Dated.07.07.2017 Friday

PROGRAM SCHEDULE


Sl.No.	I Session	Time
1	Prayer : Kum.Sowmya.C. Dept.of Chemistry Programme Inaguration	8.30 to 8.40 AM
2	Introductory Remarks and Welcome speech: H.S.Mallikarjunappa	8.40-8.45
3	Principal's Address Dr.D.N.Yogeshwarappa	8.45 to 8.55 AM
4	Lecturers – Self Introduce	8.55 to 9.10
5	History of the college & Sree Siddaganga Math D.R.Mohankumar	9.10 to 9.30
6	IQAC, NACC- K.R.Madhva.	9.30 to 9.45AM
7	Library & Information Centre Sri.Virupakshaiah	9.45 to 9.55AM
8.	Spoorthi 2018-19 C.V.Shakunthala	9.55 to 10.00AM
9	NSS/2018-19 Prof .K.Dakshinamurthy	10.00 AM to 10.10AM
	Red Cross 2018-19 Kirankumar.H.S.	10.10 to 10.20AM
10	Office Superintendent : Sri.S.Rajashekar. Suptd.	10.20 to 10.30 AM
11	Information about scholarship & office work K.G.Satheesh	10.30AM to 10.40
12	Examination information Sri.M.P.Narendrababu	10.40 to 10.50
13	Women Empowerment Cell Smt.R.S.Vijayalatha	10.50 to 11 AM
14	Sports & Physical Education Sri.N.Vishwananda.	11 AM to 11.15
15	Parents meet Prof.B.Marappa	11.15 to 11.20
16	Student Welfare & Student Council Smt.Sowmyashree	11.20 to 11.25
17	Nithya Dasoha, Alumini Smt.K.V.Padmavathi / B.S.Pavana	11.25 to 11.30
18	Carrere Guidance Dr.K.C.Jayaswamy	11.30 to 11.35
19	Vote of Thanks : Sushma.K.C.	11.35 to 11.40
		11.40 to 11.45

12.00 PM TO 2.00 PM

Sl.No.	II Session	Time
1	Ice Breaker Paper Ball Game(Introduction of students)	12.00 TO 12.30 PM
2	Word Play	
3	My Interest	
4	Goal/Setting & Designing Work	
	III Session	12.30 to 2.00PM
5	Face It	
6	Speeches by students	
7	Workshop	
8	Speech by Lecturers	
9	Games & Cultural Activities	
10	Evaluation	
LUNCH		


Prof.H.S.Mallikarjunappa
Convener














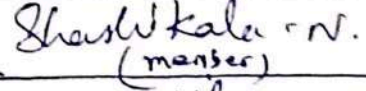

Smt. Sowmyashree.S.
Co-Convener


Dr.D.N.Yogeshwarappa
Principal

INDUCTION PROGRAMME
2018-19

Wednesday

Date - 11-7-2018

Convener name	Room No.	No of Students	Signature
Shruthi. M. R	18	50	
Shwetha. C. S	04	40	
Parvna. B. S	05	42	
Smritta. N	06	36	
Asharani. J. B	07	36	
Vijayalatha. R. S	08	30	
Geethanjali. M	11	45	
Vinutha. K. P	09	30	
Sowmya. S	12	45	
Ahalya.	14.	39	
Harshashree S	20	50	
Rathamma. Y. S	19	50	
Pooja. D	16	50	
Kirankumar. D	17	50	
Padmarathi. K. V	15	46	







Report on Orientation Programme for Freshers 2018-19

Session I

As a part of academic activity of the college, orientation programme for freshers was organized on ^{Wednesday} 11.07.2018 at college premises. The programme was held in three sessions from 8.30 am to 2 pm. The major objective of the programme is to make the students aware of the academic aspects of the course, the rules and regulations of the college.

The programme started with a formal inauguration with a prayer by SowmyaC. Prof. Mallikarjunappa H.S convener of orientation programme addressed the gathering. Dr D.N Yogeeshwarappa, principal gave a birds eye view about History of Tumkur and all the facilities and opportunities provided by this institution to the students. Prof. Mohan Kumar gave brief introduction about history of college and Sree Siddaganga matt. Prof. Madhav IQAC Co -coordinator briefed the students about NAAC. Sri Virupakshiah gave necessary information relating to Library. Prof. Shakuntala V convener of Spoorthi cultural event gave information about Spoorthi activities. Smt Nayana briefed the students about Career guidance and Koushalya.

NSS in our college is a unit which works to motivate the students towards their service to mankind. Prof Dakshina Murthy gave necessary information regarding NSS and Kiran Kumar gave necessary details about RedCross. Sri Rajashekhariah, Superintendent briefed the students regarding fee structure , scholarships and other benefits available in the college and Sri Narendra Babu , exam division briefed the students regarding the formalities of examination process.

Women empowerment cell aims at impart sense of confidence and innovation in the women students of the college and inspires all students and faculty to lead change in their attitude towards women through various self-development programmes. Smt Vijayalatha gave necessary information about Women empowerment cell. Smt Sowmyashree briefed the students regarding students welfare and students council.

Students do better in college when parents get involved. Prof. Marappa B explained attending Parent – teacher conferences are one way to be involved and help the child success by attending parents meet. Our college has nurtured many sportsmen in history. Prof. Vishwanand briefed the students regarding sports and physical education. Nithyadasohais one of the best programme done in our college who are in need of dasoha. Smt. Padmavathi K.V briefed the students about this programme. Smt. Pavana B.S gave necessary information about Alumni association.

Finally Vote of thanks was proposed by Sushma K.C, Dept. of Physics and the programme was compeered by Sowmyashree, Dept. of Kannada.

Session II and Session III

Students were assigned to their respective class rooms and various activities like Ice Breaker paper ball game , Word play ,My Interest , Goal setting , Face it , Work shop , Speeches by students , speeches by lecturers , games and cultural activities were organized from 12 pm to 2 pm. Feedback was taken by the students at the end of the programme . Students received the programme positively and benefitted from it.

SREE SIDDAGANGA COLLEGE OF ARTS SCIENCE & COMMERCE FOR WOMEN,
TUMAKURU-2.

INDUCTION PROGRAMME FOR FRESHER JULY 2018-19.

11-7-2018

EVALUATION SHEET

Item	Excellent	Good	Fair	Needs improvement
1. The items that were part of the programme	✓			
2. Quality of Facilitators'	✓			
3. Time Utilization	✓			

My thoughts on this programme

I like this programme so much it will help me to explore myself and other members.

I like the interactive way of Teachers. Totally I love this programme. Teachers will encourage the students so honestly.

My overall rating of this programme (Tick a box) (0-Least possible score, 9- highest possible score)

0	1	2	3	4	5	6	7	8	9
									✓

BREAKING THE ICE-10 minutes activity

Fresh arrive on campus knows very few other students and some of them arrive knowing no one. The icebreaking games for new students encourage them not only introduce members of the group, but also let them acquire some information about each other, feel comfortable in classroom or team meeting.

- They're ideal for the first day of college, but can be used throughout the semester.
- Facilitator /Mentor can pair students by count of two or three at a time, Pair students from different colleges/ places, Arrange students in two circles or benches with students facing each other in pairs and so on as per their convenience.
- An icebreaker can be as simple as asking students to introduce themselves to the class or to the paired students.
- Games and activities offer a chance to interact with a greater number of classmates and build friendship.
- Ex: **Beach Ball**- In a page writes simple / funny 2or 3 questions, roll it or make a ball name it as an "**icebreaker ball**". Use it in a group to throw around. The person who catches it has to answer the question. They say their name, answer to written the question, and throw it to someone else.

OR

- Give count of **Start** and inform them to pass the "**icebreaker ball**" to student next him /her till you give **Stop** count. The student who has ball or role at stop count has to introduce and answer to the questions.

➤ Sample Questions

- Who's the funniest person you know?
- Where would you most like to go and why?
- How would you describe your future in three words?
- What do you like most about you?
- What do you Value in a friend?
- What do you value most in life?
- Who do you trust and Why?

- Facilitator /Mentor can conduct any innovative method to make this activity interesting and comfortable.

Identification of Talent:20 min.

Talent is a special creative, or artistic aptitude, the natural endowments of a person .It is may be general intelligence or mental power ability. Talent is not born; it can be cultivated with passion, motivation, patience and practice.

Recognising current students with the potential talents become elite performers. The best talent identification models must seek **uniqueness, individuality and difference.**

The purpose of a talent identification activity is to identify **various hidden talents of students**, Motivate and provide them with the opportunity to join a training environment where they can go on and develop, in order to bring success.

Provide students opportunity to exhibit their talents and make list of names with activity performed and Class.

My college:25 min

The College life is very happy and unforgettable experience in the lives of students. Nobody forgets the first year memorable college life experience.

- College life teaches them tough skills of life; discipline, friendship, sincerity, dedication, struggles, experiences, joy and commitment.
- It is a mixture of happiness, enjoyment, hard work and struggle.
- College life experience makes A person starts to feel independent, stronger and confident.
- There are huge benefits of college life apart from getting education.
- Those students who utilize college time productively get successful in future if they focus on their education efficiently.
- It is a platform to prove them.

Give students an opportunity to express their views about the importance, values & role of their School or the college studied.

Method

- ① Divide students into teams of five (in case the total number is very small, this may be reduced to four or three)
- ② Each group sits in a circle. Students of each group number themselves 1 to 5. Each group is named A, B, C etc.
- ③ Number ones from each group are asked to stand up in the middle of their own groups for a trial demonstration of Face It.
- ④ Offer the following instructions to them.
 - i. This Face It has a few rules. We have teams of five each.
 - ii. This is a demonstration of how to play the Face It exercise. Four other members of the team shall ask questions to student number one who is standing up. They may ask any question to her. She has to answer the question. Appropriate, sharp and smart answers may be given to the questions. The questioning will go on for one and a half minutes.
 - iii. This is only a demonstration after this, number twos of all the groups answers questions for one and a half minutes. Each person in the group gets a chance to answer questions asked by other team members.
 - iv. I shall keep the time for each round.
- ⑤ The Facilitator conducts Face It for each number in all the groups together one after the other. It will be done simultaneously in all the groups.
- ⑥ The Facilitator instructs the students to conduct Face It for people at home, parents, brothers, sisters or friends. This shall be their home work.
- ⑦ Lead a discussion with the students to bring out the learning.

14

Learning

- ✓ A growing person needs to learn to answer questions and also ask questions.
- ✓ If one is alert one can give the right type of answers.
- ✓ Venturing is not difficult if one makes up one's mind.
- ✓ One has to speak sufficiently loudly if others have to understand.
- ✓ It needs courage to face a group and answer their questions.
- ✓ Interviewing is an interesting and necessary work.
- ✓ we develop confidence when we answer questions correctly.

Caution

The Facilitator should take care to see that students do not ask embarrassing questions to one who faces it.



The Facilitator should deal with students who dominate by asking several questions. This can be done by talking to them directly as the session progresses. If students ask questions very loudly, other groups may suffer. Gently bring it to the notice of the students that they have to ask questions in a low tone.

GROUP DISCUSSION

Sl.no; 31

Time: 20 Min.

Material: Nil

Method

1. The lecturer divides the participants into groups of five each.
2. She instructs each group to discuss the given topic.
3. A secretary is nominated for each group. She notes down the main points that are discussed and gets them approved by the other members of her group.
4. The lecturer allots time to the secretaries beforehand and moderates the presentations.
5. She moves from group to group to monitor the discussions.

Learning

- ✓ One has to learn to express opinions to a group of people.
- ✓ Sometimes it may be necessary to intervene when others are discussing.
- ✓ Social skills and mind skills as well as language skills have to be cultivated if one has to be able to participate in a group discussion.
- ✓ Speaking to a small group is easier than addressing a large audience.

Caution

The lecturer should take care to see that every member of each group participates in the discussions.
Any student who is diffident should not be coerced to speak, though the lecturer should make efforts to motivate such students.
The lecturer should be alert to keep the time and announce half time

BIO – DATA WRITING

Sl.no; 23

Time: 30 Min.

Material: Plain sheet

..... * Method.....

1. The lecturer asks the students to sit away from each other so as to facilitate independent writing. She organizes the seating of the students.
2. She briefs the students on how to write a bio-data. She puts on the board several section headings. The students use these section headings and write the bio-data.
3. The students prepare the bio-data and the lecturer helps each student while walking through the space made available.

Learning

√ Bio-data section headings

1. personal details
2. Educational qualifications
3. Additional qualifications
4. Extra-curricular activities
5. Prizes and certificates
6. Sports and games
7. Training undergone
8. Projects
9. References

Caution

The lecturer should take care to get the students seated at sufficient distances from each other so that she can walk through and guide every student.

The lecturer should look the bio-data prepared by every student. Questions on resume and CV should only be explained and not dealt with in detail, since they may take away the available time.